




































# Al posto giusto!

 CERCHIA IN OGNI RIGA I DISEGNI DEGLI ANIMALI CHE STANNO NELLA STESSA POSIZIONE DEL MODELLO.

# La composizione delle parole

Per l'insegnante: pronunciare fonema per fonema e chiedere al bambino di indovinare le parole.

A - P - E

B - A - L - E - N - A

C - A - S - A

F - A - R - O

P - I - Z - Z - A

V - A - S - O

B - A - M - B - I - N - A

C - A - P - P - E - L - L - O

R - O - S - E

U - D - I - T - O

F - I - O - R - E

L - I - M - O - N - E