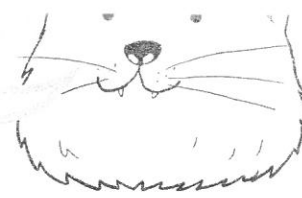


trovare parole (1)



Cerca ed evidenzia le due parole nascoste in ciascuno schema. Leggi in tutte le direzioni.

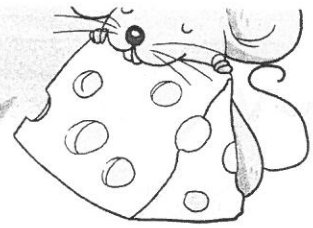
| | | | | | | |
|---|---|---|---|---|---|---|
| T | E | R | R | O | I | P |
| E | D | D | S | V | C | I |
| G | E | R | G | I | L | O |
| R | S | A | I | F | Q | A |
| A | R | G | E | R | R | I |
| G | E | H | S | E | M | Q |
| G | B | I | A | E | T | L |
| V | O | G | U | B | A | C |
| V | O | L | A | N | T | I |

| | | | | | | |
|---|---|---|---|---|---|---|
| T | Y | E | A | I | O | M |
| O | M | M | S | S | T | I |
| G | E | F | T | A | F | S |
| R | S | R | R | F | Q | T |
| A | T | A | O | R | R | E |
| G | A | Z | N | E | M | R |
| A | G | E | A | E | T | I |
| L | R | E | V | O | J | O |
| U | O | I | I | N | I | S |
| U | N | W | K | A | M | E |



La ricerca è più efficace quando si sa che cosa e come cercare.

I trisillabi (2)

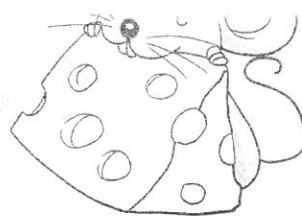


Sposta le sillabe e forma una parola.

| | | | | | |
|------|------|-----|----|----|------|
| STRA | FI | NE | FI | NE | STRA |
| TEL | MAR | LO | | | |
| PEL | CAP | LO | | | |
| BAM | LA | BO | | | |
| CHIA | LI | OC | | | |
| TO | LA | SCA | | | |
| NI | NO | TRE | | | |
| U | BA | LE | | | |
| LO | BREL | OM | | | |



La vocale è il cuore della sillaba.

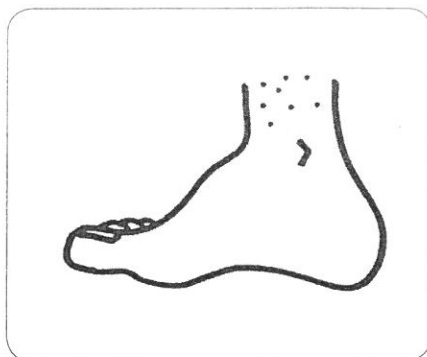


Sposta le sillabe e forma una parola.

| | | | |
|-----|------|-------------------|-------------------|
| LO | PE | <u>P</u> <u>E</u> | <u>L</u> <u>O</u> |
| CO | GIO | | |
| DO | DA | | |
| IO | BU | | |
| LA | PAL | | |
| GNO | RA | | |
| SO | ROS | | |
| TO | PIAT | | |
| PO | TAP | | |



Ci sono sillabe più brevi e sillabe più lunghe.



piete

piede


peide



soura

sorua


suora



melie

meile

miele




pa

can

cam

mpa

na




dom

bo

bon

la

bom




bo

dan

bam

ban

la




da

lan

pa

lam

ba




ba

bar

dar

ba

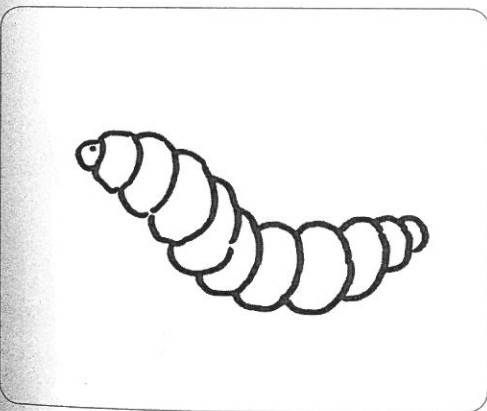


fri

fim

fir

ma



me

re

ne

ver

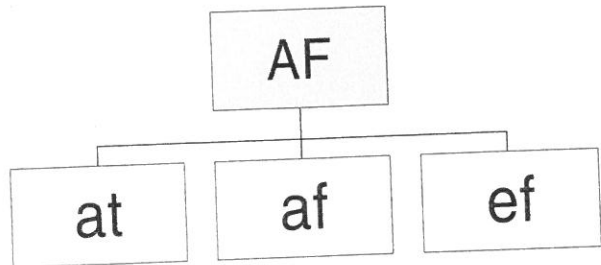
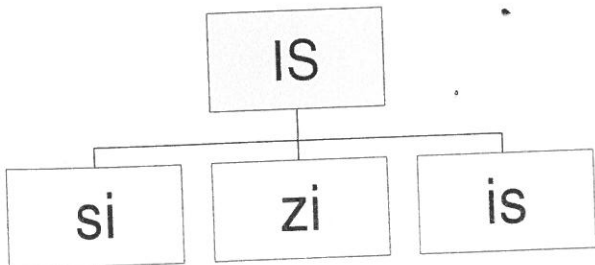
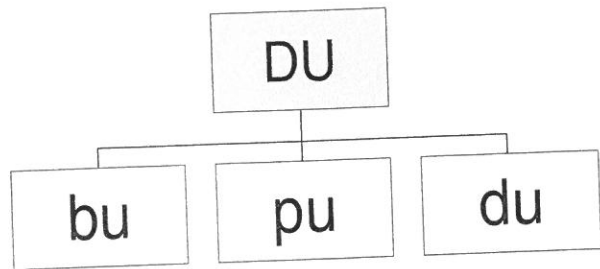
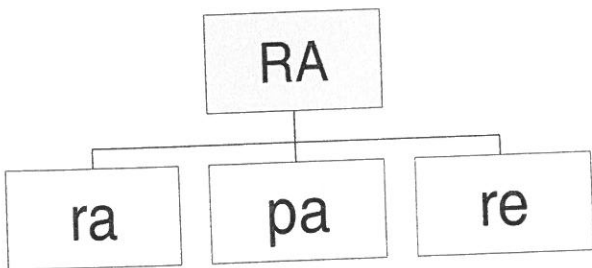
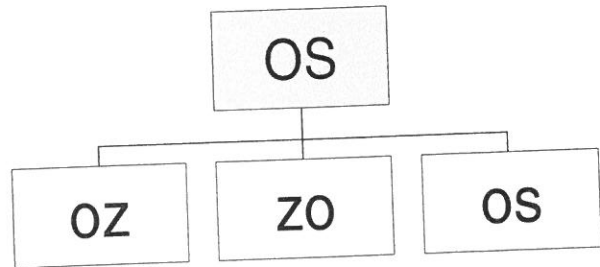
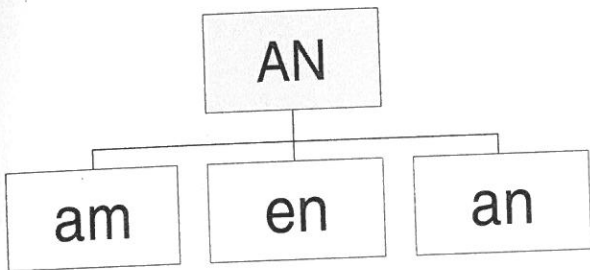
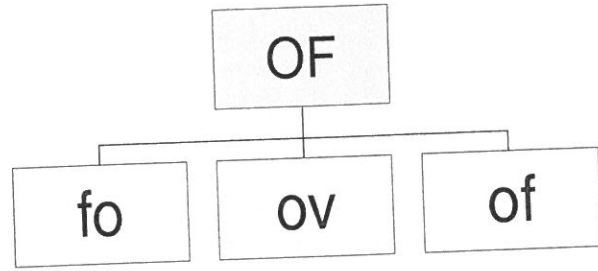
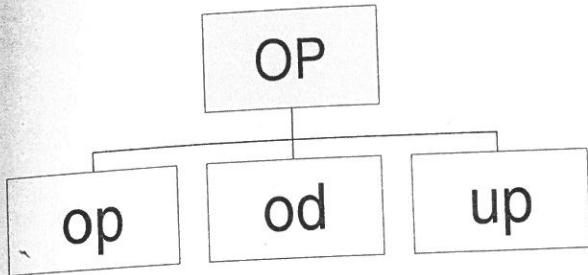
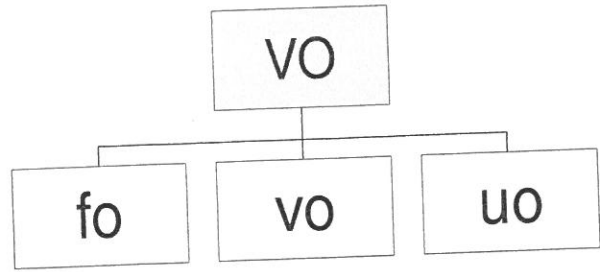
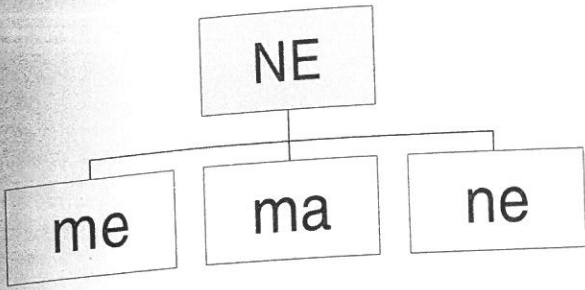


co

cor

cro

vo



| | | | | |
|---------|----------|--|-----------|----------|
| PALLA | PALA | | CARAMELLA | CARAMELA |
| POLO | POLLO | | STELINA | STELLINA |
| CALLA | CALA | | CATENELLA | CATENELA |
| COLARE | COLLARE | | SELLARE | SELARE |
| PALONE | PALLONE | | SOTTILE | SOTTILLE |
| CALLO | CALA | | SOLE | SOLLE |
| PELLAME | PELAME | | MELLA | MELA |
| SELE | SELLA | | PULITO | PULLITO |
| STELONE | STELLONE | | TALONE | TALLONE |
| CELA | CELLA | | VELA | VELLA |
| STELLE | STELE | | COLLETTA | COLETTA |
| BELA | BELLA | | COLANA | COLLANA |
| COLA | COLLA | | SALE | SALLE |

- Procedura:
- 1) legge la mamma
 - 2) legge il bambino
 - 3) legge la mamma una delle parole della coppia, poi chiede al bambino di indicare quale parola ha ascoltato

LEGGI LE PAROLE E QUANDO SEI SICURO DISEGNA L'OGGETTO

| | | | | |
|--|----------|--|----------|--|
| | CASA | | CASSA | |
| | PANI | | PANNI | |
| | NOTE | | NOTTE | |
| | TORI | | TORRI | |
| | CANE | | CANNE | |
| | CASSETTA | | CASSETTA | |